

Built to Gather

Volume 1

HOLLAND
— BAR STOOL —

Enduring quality, design, and passion.



Enduring Quality, Design, and Passion.

For 30 years, Holland Bar Stool has built furniture that blends style, comfort, and durability. What began as a bar stool company has grown into a complete line of custom seating, tables, décor, and game room products—trusted in homes and commercial spaces nationwide.

We make each piece to order at our Holland, Michigan facility, combining best-in-class components with precision craftsmanship. From dining chairs and counter stools to bar stools and officially licensed logo products, every item reflects our commitment to quality construction and thoughtful design.

Customization remains central to our process. Solid wood seats—crafted from genuine hardwood rather than veneers—are finished with durable catalyzed lacquer for long-lasting performance. Powder-coated metal frames resist rust and abrasion, while extensive upholstery selections, height variations, and custom logo applications provide flexibility across residential and commercial projects. Advanced digital printing, sublimation, and laser engraving deliver consistent, high-quality results with every order.

Our on demand production model supports efficiency without excess inventory. A one-piece minimum, standard 7–10 business day lead time, and drop-ship capability keep ordering and fulfillment simple and reliable.

We build our products to last for decades—not seasons. Durable materials, responsible sourcing, and efficient production processes reduce replacement cycles and support long-term value, while independent testing confirms our seating meets or exceeds ANSI/BIFMA standards for reliable performance in residential and commercial settings.

We invite you to explore this catalog and experience Holland Bar Stool's enduring quality, design, and passion.

Holland Bar Stool

INDEX

- Signature Steel Seating Series 4
- Classic Seating Series 26
- Wood Seating Series 30
- XL Seating Series - Big & Tall 40
- Stack Seating Series 48
- Indoor Table Series 50
- Outdoor Series 56
- Officially Licensed Logo Series 68
 - Seating 70
 - Tables 82
 - Wall Decor & Clocks 86
 - Covers 98
 - Game Tables & Accessories 104
- Custom Series 118
- Parts & Accessories 120
- Appendices
 - I Measuring Seating, Tables, and Space 124
 - II General Information 126
 - III Seating Frame, Table Base, and Outdoor Table Top Finishes 128
 - IV Officially Licensed Logos 132
 - V Tire Cover and Tire Shade Size Chart 138
 - VI Warranties 140
 - VII Return Policy 143



Signature Steel Seating Series

Where superior craftsmanship, comfort, and sophistication come together.

Built with commercial-quality materials and expert construction, our steel chairs and stools deliver lasting strength and style. Each piece is crafted from 16-gauge, 1.25-inch steel with solid MIG-welded joints for unmatched durability. Many styles are also available in 304 stainless steel, while our powder-coated finishes resist rust, chips, and abrasions to ensure long-term performance and beauty.

Our swivel stools feature encased 52 stainless steel ball-bearing swivels, powder-coated for protection and designed to provide smooth, reliable rotation.

Personalize your seating with a wide range of upholstery options for cushioned seats or choose from premium wood finishes on solid domestic oak or maple seats. All cushion seats are made in Holland, MI, using high-density, U.S.-made foam wrapped in commercial-grade vinyl. A dacron wrap adds both comfort and a softer, rounded appearance.





Shown: Pewter, Graph Alpine



Shown: Anodized Nickel, Medium Maple



Shown: Black Wrinkle, Graph Anchor

#400 Jackie I

Stationary Chair Options (also see Appendix):

Frame: Anodized Nickel, Black Wrinkle, Bronze, Pewter, 304 Stainless Steel
 Seat: Wood (Oak, Maple), Fabric, Vinyl, COM

Stationary Stool Options (also see Appendix):

Frame: Black Wrinkle, 304 Stainless Steel
 Seat: Wood (Oak, Maple), Fabric, Vinyl, COM

SH	H	BRH	BRW	SD	SW	FRH
18	32	14.5	16.5	16	17	-
25	38.5	14.5	16.5	16	17	7
30	43.5	14.5	16.5	16	17	12

See Appendix for dimension abbreviation meanings.
 Measurements are in inches. Minor variations in size may occur.
 Custom heights also available.



Shown: Black Wrinkle, Canter Kiwi Green



Shown: 304 Stainless Steel, Graph Coal

#410 Jackie 2

Options (also see Appendix):

Frame: Anodized Nickel, Black Wrinkle, Bronze, Pewter, 304 Stainless Steel
 Seat: Wood (Oak, Maple), Fabric, Vinyl, COM
 Swivel: S-360 (standard), Memory

SH	H	BRH	BRW	SD	SW	FRH
25	38.5	14.5	16.5	16	17	7
30	43.5	14.5	16.5	16	17	12
36	49.5	14.5	16.5	16	17	15

See Appendix for dimension abbreviation meanings.
 Measurements are in inches. Minor variations in size may occur.
 Custom heights also available.



Shown: Black Wrinkle, Canter Pine



Shown: Black Wrinkle, Graph Coal



Shown: Black Wrinkle, Dark Cherry Maple

#415

Jackie 3

Options (also see Appendix):

Frame: Black Wrinkle
 Seat: Wood (Oak, Maple), Fabric, Vinyl, COM
 Swivel: S-360 (standard), Memory

SH	H	BRH	BRW	SD	SW	FRH	ARH
25	40.5	16.5	17.5	16	17	7	9
30	45.5	16.5	17.5	16	17	12	9
36	51.5	16.5	17.5	16	17	15	9

See Appendix for dimension abbreviation meanings.
 Measurements are in inches. Minor variations in size may occur.
 Custom heights also available.



Shown: Anodized Nickel, Graph Tidal



Shown: Pewter, Medium Maple

#411

Adeline

Options (also see Appendix):

Frame: Anodized Nickel, Black Wrinkle, Bronze, Pewter, 304 Stainless Steel
 Seat: Wood (Oak, Maple), Fabric, Vinyl, COM
 Swivel: S-360 (standard), Memory

SH	H	BRH	BRW	SD	SW	FRH
18	27	9.5	15	16	17	4
25	34	9.5	15	16	17	7
30	39	9.5	15	16	17	12
36	45	9.5	15	16	17	15

See Appendix for dimension abbreviation meanings.
 Measurements are in inches. Minor variations in size may occur.
 Custom heights also available.



Shown: Black Wrinkle, Canter Sand



Shown: Anodized Nickel, Canter Espresso



Shown: Bronze, Medium Oak

#821 Reagan

Options (also see Appendix):

Frame: Anodized Nickel, Black Wrinkle, Bronze, Pewter
 Seat: Wood (Oak, Maple), Fabric, Vinyl, COM
 Swivel: S-360 (standard), Memory

SH	H	BRH	BRW	SD	SW	FRH
18	27	9.5	15	16	17	4
25	34	9.5	15	16	17	7
30	39	9.5	15	16	17	12
36	45	9.5	15	16	17	15

See Appendix for dimension abbreviation meanings.
 Measurements are in inches. Minor variations in size may occur.
 Custom heights also available.



Shown: Anodized Nickel, Graph Anchor



Shown: Pewter, Graph Chalice

#610

Contessa I

Options (also see Appendix):

Frame: Anodized Nickel, Black Wrinkle, Bronze, Pewter
 Seat: Wood (Oak, Maple), Fabric, Vinyl, COM

Stationary

SH	H	BRH	BRW	SD	SW	FRH
18	32	14	16.5	16	17	-

See Appendix for dimension abbreviation meanings. Measurements are in inches. Minor variations in size may occur.



Shown: 304 Stainless Steel, Graph Ruby



Shown: Black Wrinkle, Canter Folkstone Grey



Shown: Anodized Nickel, Dark Cherry Oak

#810 Contessa 2

Options (also see Appendix):

Frame: Anodized Nickel, Black Wrinkle, Bronze, Pewter, 304 Stainless Steel
 Seat: Wood (Oak, Maple), Fabric, Vinyl, COM
 Swivel: S-360 (standard), Memory

SH	H	BRH	BRW	SD	SW	FRH
25	38.5	14	16.5	16	17	7
30	43.5	14	16.5	16	17	12
36	49.5	14	16.5	16	17	15

See Appendix for dimension abbreviation meanings.
 Measurements are in inches. Minor variations in size may occur.
 Custom heights also available.



Shown: Black Wrinkle, Medium Oak



Shown: Pewter, COM

#620

Catalina I

Options (also see Appendix):

Frame: Anodized Nickel, Black Wrinkle, Bronze, Pewter
 Seat: Wood (Oak, Maple), Fabric, Vinyl, COM

Stationary

SH	H	BRH	BRW	SD	SW	FRH
18	32	14	16.5	16	17	-

See Appendix for dimension abbreviation meanings.
 Measurements are in inches. Minor variations in size may occur.



Shown: 304 Stainless Steel, Graph Chalice



Shown: Black Wrinkle, Graph Anchor



Shown: Bronze, Medium Maple

#820

Catalina 2

Options (also see Appendix):

Frame Anodized Nickel, Black Wrinkle, Bronze, Pewter, 304 Stainless Steel
 Seat: Wood (Oak, Maple), Fabric, Vinyl, COM
 Swivel: S-360 (standard), Memory

SH	H	BRH	BRW	SD	SW	FRH
25	38.5	14	16	16	17	7
30	43.5	14	16	16	17	12
36	49.5	14	16	16	17	15

See Appendix for dimension abbreviation meanings.
 Measurements are in inches. Minor variations in size may occur.
 Custom heights also available.



Shown: Black Wrinkle, Graph Chalice



Shown: Anodized Nickel, COM

#860 Hunter

Options (also see Appendix):

Frame: Anodized Nickel, Black Wrinkle, Bronze, Pewter
 Back: Fabric, Vinyl, COM
 Seat: Fabric, Vinyl, COM
 Swivel: S-360 (standard), Memory

SH	H	BRH	BRW	SD	SW	FRH
25	40	16.5	21.5	16	17	7
30	45	16.5	21.5	16	17	12
36	51	16.5	21.5	16	17	15

See Appendix in 2024 Product Catalog for dimension abbreviation meanings.
 Measurements are in inches. Minor variations in size may occur.
 Custom heights also available.



Shown: Anodized Nickel, Canter Pine



Shown: Pewter, Graph Chalice

#861 Artemis

Options (also see Appendix):

Frame: Anodized Nickel, Black Wrinkle, Bronze, Pewter
 Back: Fabric, Vinyl, COM
 Seat: Fabric, Vinyl, COM
 Swivel: S-360 (standard), Memory

SH	H	BRH	BRW	SD	SW	FRH
25	35	11	21	16	17	7
30	40	11	21	16	17	12
36	46	11	21	16	17	15

See Appendix in 2024 Product Catalog for dimension abbreviation meanings.
 Measurements are in inches. Minor variations in size may occur.
 Custom heights also available.



Shown: Anodized Nickel, Canter Twilight



Shown: Black Wrinkle, Black Vinyl, Natural Maple



Shown: Bronze, Graph Alpine

#870 Hadleigh

Options (also see Appendix):

Frame: Anodized Nickel, Black Wrinkle, Bronze, Pewter
 Back: Fabric, Vinyl, COM
 Seat: Wood (Oak, Maple), Fabric, Vinyl, COM
 Swivel: S-360 (standard), Memory

SH	H	BRH	BRW	SD	SW	FRH
25	38.5	14.5	16.5	16	17	7
30	43.5	14.5	16.5	16	17	12
36	49.5	14.5	16.5	16	17	15

See Appendix for dimension abbreviation meanings.
 Measurements are in inches. Minor variations in size may occur.
 Custom heights also available.





Shown: Anodized Nickel, Natural Maple (B),
Graph Tidal



Shown: Black Wrinkle, Natural Maple (B),
Center Thatch



Back Option A



Back Option B



Back Option C



Back Option D

#630

Voltaire I

Options (also see Appendix):

Frame: Anodized Nickel, Black Wrinkle, Bronze, Pewter
 Seat: Wood (Oak, Maple), Fabric, Vinyl, COM
 Back: Wood (Oak, Maple)
 Finish: Natural, Medium, Dark, Dark Cherry, Custom, Painted (Black or Custom)

Stationary

SH	H	BRH	BRW	SD	SW	FRH
18	31.5	14	16	16	17	-

See Appendix for dimension abbreviation meanings.
 Measurements are in inches. Minor variations in size may occur.



Shown: Anodized Nickel, Medium Maple (B),
Canter Saddle



Shown: Black Wrinkle, Dark Maple (D),
Dark Maple



Back Option A



Back Option B



Back Option C



Back Option D

#830

Voltaire 2

Options (also see Appendix):

Frame: Anodized Nickel, Black Wrinkle, Bronze, Pewter
 Seat: Wood (Oak, Maple), Fabric, Vinyl, COM
 Back: Wood (Oak, Maple)
 Finish: Natural, Medium, Dark, Dark Cherry, Custom, Painted (Black or Custom)
 Swivel: S-360 (standard), Memory

SH	H	BRH	BRW	SD	SW	FRH
25	39	14	16	16	17	7
30	45.5	14	16	16	17	12
36	50.5	14	16	16	17	15

See Appendix for dimension abbreviation meanings.
 Measurements are in inches. Minor variations in size may occur.
 Custom heights also available.



Shown: Anodized Nickel, Dark Cherry Beech,
Canter Storm



Shown: Black Wrinkle, Medium Beech,
Medium Maple



Shown: Bronze, Natural Beech,
Graph Tidal

#832 Thor

Options (also see Appendix):

- Frame: Anodized Nickel, Black Wrinkle, Bronze, Pewter
- Seat: Wood (Oak, Maple), Fabric, Vinyl, COM
- Back: Wood (Beech)
- Finish: Natural, Medium, Dark, Dark Cherry, Custom, Painted (Black or Custom)
- Swivel: S-360 (standard), Memory

SH	H	BRH	BRW	SD	SW	FRH
25	39	14	16	16	17	7
30	45.5	14	16	16	17	12
36	50.5	14	16	16	17	15

See Appendix for dimension abbreviation meanings.
Measurements are in inches. Minor variations in size may occur.
Custom heights also available.



Shown: Black Wrinkle, Natural Maple



Shown: Chrome, Canter Storm

#802 Misha

Options (also see Appendix):

Frame: Anodized Nickel, Black Wrinkle, Bronze, Chrome, Pewter, 304 Stainless Steel
 Seat: Wood (Oak, Maple), Fabric, Vinyl, COM
 Swivel: S-360 (standard)

SH	H	BRH	BRW	SD	SW	FRH
18	18	-	-	14.5	14.5	4
25	25	-	-	14.5	14.5	7
30	30	-	-	14.5	14.5	12
36	36	-	-	14.5	14.5	15

See Appendix for dimension abbreviation meanings.
 Measurements are in inches. Minor variations in size may occur.
 Custom heights also available.



Shown: Black Wrinkle, Black Vinyl



Shown: Top View, Black Vinyl



Shown: Black Wrinkle, Black Vinyl

#840

Grizzly I

Options (also see Appendix):

Frame: Anodized Nickel, Black Wrinkle, Bronze, Chrome, Pewter
 Seat: Black Vinyl
 Swivel: S-360 (standard), Memory

SH	H	BRH	BRW	SD	SW	FRH
25	40	18	14	17	18	7
30	45	18	14	17	18	12
36	51	18	14	17	18	15

See Appendix for Dimension Abbreviations.
 All measurements are in inches. Minor variations in size may occur.
 Custom heights also available.



Shown: Clear, Black Vinyl



Shown: Black Wrinkle, Natural

#910

Industrial

Options (also see Appendix):

Frame: Black Wrinkle, Clear
 Seat: Wood (Beech), Fabric, Vinyl, COM
 Height: Adjustable from 24" to 30"
 Swivel: Screw

SH	H	BRH	BRW	SD	SW	FRH
24-30	24-30	-	-	15	15	10

See Appendix for dimension abbreviation meanings.
 Measurements are in inches. Minor variations in size may occur.



Shown: Pewter, Medium Beech, Graph Alpine



Shown: Pewter, Medium Beech, Medium Maple

#880

Eleanor

Options (also see Appendix):

- Frame: Anodized Nickel, Black Wrinkle, Bronze, Pewter
- Seat: Wood (Maple), Fabric, Vinyl, COM
- Back: Wood (Beech) with Complementary Metal Accent Bar
- Finish: Natural, Medium, Dark, Dark Cherry, Custom, Painted (Black or Custom)
- Swivel: S-360 (standard), Memory

SH	H	BRH	BRW	SD	SW	FRH
25	39	14	16	16	17	7
30	44	14	16	16	17	12
36	50	14	16	16	17	15

See Appendix for dimension abbreviation meanings.
 Measurements are in inches. Minor variations in size may occur.
 Custom heights also available.



Shown: Anodized Nickel, Dark Beech, Dark Maple



Shown: Pewter, Natural Beech, Canter Kiwi Green

#881 Revelle

Options (also see Appendix):

- Frame: Anodized Nickel, Black Wrinkle, Bronze, Pewter
- Seat: Wood (Maple), Fabric, Vinyl, COM
- Back: Wood (Beech) with Complementary Metal Accent Bar
- Finish: Natural, Medium, Dark, Dark Cherry, Custom, Painted (Black or Custom)
- Swivel: S-360 (standard), Memory

SH	H	BRH	BRW	SD	SW	FRH
18	27	9.5	15	16	17	4
25	34	9.5	15	16	17	7
30	39	9.5	15	16	17	12
36	45	9.5	15	16	17	15

See Appendix for dimension abbreviation meanings.
 Measurements are in inches. Minor variations in size may occur.
 Custom heights also available.

Classic Seating Series

Timeless style meets modern craftsmanship in our Classic Seating Series.

Built with commercial-quality materials and expert construction, these chairs and stools offer the strength, durability, and rich appearance that have made them customer favorites for decades. Choose between a retro-inspired frame for a nostalgic look or our more contemporary signature frame for a refined update—both designed to deliver enduring function and beauty.

Our swivel stools feature encased 52 stainless steel ball-bearing swivels, powder-coated to resist rust and engineered for smooth, reliable rotation.

Every seat is crafted in Holland, MI, using high-density, U.S.-made foam wrapped in commercial-grade vinyl. A dacron layer adds comfort, support, and a softer, rounded look. With a wide upholstery selection to choose from, you can personalize your stool or chair to complement any space with ease.





C7C1

SH	H	BRH	BRW	SD	SW	FRH
25	25	-	-	14.5	14.5	9
30	30	-	-	14.5	14.5	12



C7C3

SH	H	BRH	BRW	SD	SW	FRH
25	25	-	-	14.5	14.5	9
30	30	-	-	14.5	14.5	12



C7C4

SH	H	BRH	BRW	SD	SW	FRH
25	37	12	15	14.5	14.5	9
30	42	12	15	14.5	14.5	12

Classic Retro

Details (also see Appendix):

Frame: Chrome
 Seat: Fabric, Vinyl, COM
 Swivel: S-360

See Appendix for dimension abbreviation meanings.
 Measurements are in inches. Minor variations in size may occur.



C8B1



C8C1



C8B2C

SH	H	BRH	BRW	SD	SW	FRH
25	25	-	-	14.5	14.5	7
30	30	-	-	14.5	14.5	12

SH	H	BRH	BRW	SD	SW	FRH
25	25	-	-	14.5	14.5	7
30	30	-	-	14.5	14.5	12

SH	H	BRH	BRW	SD	SW	FRH
25	25	-	-	14.5	14.5	7
30	30	-	-	14.5	14.5	12

Classic Contemporary

Details (also see Appendix):

Frame: Black Wrinkle, Chrome
 Seat: Fabric, Vinyl, COM
 Swivel: S-360

See Appendix for dimension abbreviation meanings.
 Measurements are in inches. Minor variations in size may occur.



C8B3C

SH	H	BRH	BRW	SD	SW	FRH
25	25	-	-	14.5	14.5	7
30	30	-	-	14.5	14.5	12



C8C3C

SH	H	BRH	BRW	SD	SW	FRH
25	25	-	-	14.5	14.5	7
30	30	-	-	14.5	14.5	12

Classic Ribbed Contemporary

Details (also see Appendix):

Frame: Black Wrinkle, Chrome
 Seat: Fabric, Vinyl, COM
 Swivel: S-360

See Appendix for dimension abbreviation meanings.
 Measurements are in inches. Minor variations in size may occur.

Wood Seating Series

Iconic elegance meets enduring strength in our Wood Seating Series.

The Hampton Collection

Crafted from solid, responsibly sourced Beech, the Hampton Collection delivers dependable durability with refined style. With five distinctive designs, this collection complements both residential and commercial spaces with timeless appeal.

The Domestic Hardwood Collection

Built from solid Appalachian Red Oak or Northeast Maple, the Domestic Hardwood Collection embodies classic American craftsmanship. Paired with our iconic Stoutmeister Commercial Base, these chairs and stools offer unmatched stability and long-lasting performance.

Customize your seating with a wide selection of standard or custom wood finishes—or choose a painted option—to showcase your unique style and create the perfect fit for any environment.





Shown: Painted, Black



Shown: Natural

#3110 Chelsea

Hampton Collection

Options (also see Appendix):

Finish: Natural, Medium, Dark, Dark Cherry, Custom, Painted (Black or Custom)
 Seat: Wood (Beech)

Optional Foot Rail: Black, Brass, Bronze, Chrome, Copper

SH	H	BRH	BRW	SD	SW	FRH
18	35	20	16	16	17	-
25	39	15	16	16	17	7
30	44	15	16	16	17	12

See Appendix for dimension abbreviation meanings.
 Measurements are in inches. Minor variations in size may occur.
 Custom heights also available.



Shown: Natural, Canter Storm



Shown: Dark Cherry, Dark Cherry



Shown: Painted Black, Graph Cork

#3120 Sloane

Hampton Collection

Options (also see Appendix):

Finish: Natural, Medium, Dark, Dark Cherry, Custom, Painted (Black or Custom)
 Seat: Wood (Beech), Fabric, Vinyl, COM

Optional Foot Rail: Black, Brass, Bronze, Chrome, Copper

SH	H	BRH	BRW	SD	SW	FRH
18	35	18	15	16	17	-
25	39	15	16	16	17	7
30	44	15	16	16	17	12

See Appendix for dimension abbreviation meanings.
 Measurements are in inches. Minor variations in size may occur.
 Custom heights also available.



Shown: Painted Black, Canter Earth



Shown: Medium, Black Vinyl

#3130 Bristol

Hampton Collection

Options (also see Appendix):

Finish: Natural, Medium, Dark, Dark Cherry, Custom, Painted (Black or Custom)
 Seat: Fabric, Vinyl, COM

Optional Foot Rail: Black, Brass, Bronze, Chrome, Copper

SH	H	BRH	BRW	SD	SW	FRH
18	34	19	16.5	16	17	-
25	39	16	15	16	17	7
30	44	16	15	16	17	12

See Appendix for dimension abbreviation meanings.
 Measurements are in inches. Minor variations in size may occur.
 Custom heights also available.



Shown: Natural, Canter Sand



Shown: Painted Black, Graph Parrot

#3140 Dakota

Hampton Collection

Options (also see Appendix):

Finish: Natural, Medium, Dark, Dark Cherry, Custom, Painted (Black or Custom)
 Seat: Wood (Beech), Fabric, Vinyl, COM

Optional Foot Rail: Black, Brass, Bronze, Chrome, Copper

SH	H	BRH	BRW	SD	SW	FRH
18	34	17	15	16	17	-
25	38	15	16	16	17	7
30	43	15	16	16	17	12

See Appendix for dimension abbreviation meanings.
 Measurements are in inches. Minor variations in size may occur.
 Custom heights also available.



Shown: Natural, Graph Alpine



Shown: Dark Cherry, Graph Anchor



Shown: Painted Black, Canter Sand

#3160 Arbor

Hampton Collection

Options (also see Appendix):

Finish: Natural, Medium, Dark, Dark Cherry, Custom, Painted (Black or Custom)
 Seat: Fabric, Vinyl, COM

Optional Foot Rail: Black, Brass, Bronze, Chrome, Copper

SH	H	BRH	BRW	SD	SW	FRH
18	35	17	17	16	18	-
25	38	15	17	16	18	7
30	43	15	17	16	18	12

See Appendix for dimension abbreviation meanings.
 Measurements are in inches. Minor variations in size may occur.
 Custom heights also available.



Shown: Maple, Dark Cherry, Smooth Leg



Shown: Oak, Medium, Turned Leg

#GZ

Grizzly 2

Domestic Hardwood Collection

Options (also see Appendix):

- Wood: Oak or Maple
- Finish: Natural, Medium, Dark, Dark Cherry, Custom, Painted (Black or Custom)
- Seat: Black Vinyl
- Legs: Turned, Smooth
- Swivel: S-360 (standard), Memory

Note: 36" seat height available with turned legs only

SH	H	BRH	BRW	SD	SW	FRH
25	40	18	14	17	18	4
30	45	18	14	17	18	10
36	51	18	14	17	18	10

See Appendix for dimension abbreviation meanings.
 Measurements are in inches. Minor variations in size may occur.
 Custom heights also available.



Shown: Oak, Medium, Smooth Leg,
Graph Poppy



Shown: Maple, Dark Cherry, Smooth Leg,
Canter Saddle



Shown: Maple, Natural, Turned Leg,
Canter Folkstone Grey

#RC

Darcy Round Cushion

Domestic Hardwood Collection

Options (also see Appendix):

Wood: Oak, Maple
 Finish: Natural, Medium, Dark, Dark Cherry, Custom, Painted (Black or Custom)
 Seat: Fabric, Vinyl, COM
 Legs: Turned, Smooth
 Swivel: S-360 (standard)

Note: 36" seat height available with turned legs only

SH	H	BRH	BRW	SD	SW	FRH
18	18	-	-	14.5	14.5	-
25	25	-	-	14.5	14.5	4
30	30	-	-	14.5	14.5	10
36	36	-	-	14.5	14.5	10

See Appendix for dimension abbreviation meanings.
 Measurements are in inches. Minor variations in size may occur.
 Custom heights also available.



Shown: Oak, Natural, Smooth Leg



Shown: Maple, Medium, Turned Leg



Shown: Oak, Dark Cherry, Smooth Leg

#SD Sadie Saddle Dish

Domestic Hardwood Collection

Options (also see Appendix):

- Wood: Oak, Maple
- Finish: Natural, Medium, Dark, Dark Cherry, Custom, Painted (Black or Custom)
- Seat: Wood
- Legs: Turned, Smooth
- Swivel: S-360 (standard)

Note: 36" seat height available with turned legs only

SH	H	BRH	BRW	SD	SW	FRH
18	18	-	-	14.5	14.5	-
25	25	-	-	14.5	14.5	4
30	30	-	-	14.5	14.5	10
36	36	-	-	14.5	14.5	10


See Appendix for dimension abbreviation meanings.
 Measurements are in inches. Minor variations in size may occur.
 Custom heights also available.



XL Seating Series - Big & Tall

Strength, stability, and comfort come standard with our XL Seating Series.

Designed with a footprint up to 2 inches wider for enhanced stability, and seats up to 2 inches wider and deeper for superior comfort, these stools are built to support every body with ease.



Each model has been independently tested to hold up to 750 lbs. without failure, ensuring unmatched strength and rigidity.

Available in a variety of styles and customizable options, the XL Series delivers lasting performance and personalized design—no matter how big or tall.



Shown: Anodized Nickel, Canter Espresso



Shown: Pewter, Natural Maple

#X410

XL Jackie 2

Options (also see Appendix):

Frame: Anodized Nickel, Black Wrinkle, Bronze, Pewter
 Seat: Wood (Oak, Maple), Fabric, Vinyl, COM
 Swivel: S-360 (standard), Memory

SH	H	BRH	BRW	SD	SW	FRH
25	38.5	14.5	16.5	17.5	19	7
30	43.5	14.5	16.5	17.5	19	12
36	49.5	14.5	16.5	17.5	19	15

See Appendix for dimension abbreviation meanings.
 Measurements are in inches. Minor variations in size may occur.
 Custom heights also available.



Shown: Bronze, Dark Cherry Oak



Shown: Anodized Nickel, Graph Anchor

#X810 XL Contessa 2

Options (also see Appendix):

Frame: Anodized Nickel, Black Wrinkle, Bronze, Pewter
 Seat: Wood (Oak, Maple), Fabric, Vinyl, COM
 Swivel: S-360 (standard), Memory

SH	H	BRH	BRW	SD	SW	FRH
25	38.5	14.5	16.5	17.5	19	7
30	43.5	14.5	16.5	17.5	19	12
36	49.5	14.5	16.5	17.5	19	15

See Appendix for dimension abbreviation meanings.
 Measurements are in inches. Minor variations in size may occur.
 Custom heights also available.



Shown: Anodized Nickel, Canter Folkstone Grey



Shown: Black Wrinkle, Graph Parrot



Shown: Bronze, Graph Anchor

#X820

XL Catalina 2

Options (also see Appendix):

Frame Anodized Nickel, Black Wrinkle, Bronze, Pewter
 Seat: Wood (Oak, Maple), Fabric, Vinyl, COM
 Swivel: S-360 (standard), Memory

SH	H	BRH	BRW	SD	SW	FRH
25	38.5	14.5	16.5	17.5	19	7
30	43.5	14.5	16.5	17.5	19	12
36	49.5	14.5	16.5	17.5	19	15

See Appendix for dimension abbreviation meanings.
 Measurements are in inches. Minor variations in size may occur.
 Custom heights also available.



Shown: Black Wrinkle, Medium Maple (B),
Canter Espresso



Shown: Pewter, Medium Maple (B),
Medium Maple



Back Option A



Back Option B



Back Option C



Back Option D

#X830

XL Voltaire 2

Options (also see Appendix):

Frame: Anodized Nickel, Black Wrinkle, Bronze, Pewter
 Seat: Wood (Oak, Maple), Fabric, Vinyl, COM
 Back: Wood (Oak, Maple)
 Finish: Natural, Medium, Dark, Dark Cherry, Custom, Painted (Black or Custom)
 Swivel: S-360 (standard), Memory

SH	H	BRH	BRW	SD	SW	FRH
25	39	14	16	17.5	19	7
30	45.5	14	16	17.5	19	12
36	50.5	14	16	17.5	19	15

See Appendix for dimension abbreviation meanings.
 Measurements are in inches. Minor variations in size may occur.
 Custom heights also available.



Shown: Chrome, Graph Poppy



Shown: Pewter, Natural Oak



Shown: Black Wrinkle, Canter Earth

#X802 XL Misha

Options (also see Appendix):

Frame: Anodized Nickel, Black Wrinkle, Bronze, Chrome, Pewter
 Seat: Wood (Oak, Maple), Fabric, Vinyl, COM
 Swivel: S-360 (standard)

SH	H	BRH	BRW	SD	SW	FRH
25	25	-	-	16	16	7
30	30	-	-	16	16	12
36	36	-	-	16	16	15

See Appendix for dimension abbreviation meanings.
 Measurements are in inches. Minor variations in size may occur.
 Custom heights also available.



Shown: Oak, Medium, Smooth Leg,
COM



Shown: Maple, Natural, Turned Leg,
Canter Folkstone Grey



Shown: Oak, Natural, Smooth Leg,
Black Vinyl

#XRC XL Darcy Round Cushion

Domestic Hardwood Collection

Options (also see Appendix):

- Wood: Oak, Maple
- Finish: Natural, Medium, Dark, Dark Cherry, Custom, Painted (Black or Custom)
- Seat: Fabric, Vinyl, COM
- Legs: Turned, Smooth
- Swivel: S-360 (standard)

Note: 36" seat height available with turned legs only

SH	H	BRH	BRW	SD	SW	FRH
25	25	-	-	16	16	4
30	30	-	-	16	16	10
36	36	-	-	16	16	10

See Appendix for dimension abbreviation meanings.
Measurements are in inches. Minor variations in size may occur.
Custom heights also available.



Shown: Oak, Dark Cherry, Smooth Leg



Shown: Maple, Natural, Turned Leg

#XSD XL Sadie Saddle Dish

Domestic Hardwood Collection

Options (also see Appendix):

- Wood: Oak, Maple
- Finish: Natural, Medium, Dark, Dark Cherry, Custom, Painted (Black or Custom)
- Seat: Wood
- Legs: Turned, Smooth
- Swivel: S-360 (standard)

Note: 36" seat height available with turned legs only

SH	H	BRH	BRW	SD	SW	FRH
25	25	-	-	16	16	4
30	30	-	-	16	16	10
36	36	-	-	16	16	10

See Appendix for dimension abbreviation meanings.
 Measurements are in inches. Minor variations in size may occur.
 Custom heights also available.

Stack Seating Series

Traditional style meets commercial quality in our Stack Seating Series, delivering reliable performance for hospitality, business, and personal use.

Each chair is designed with a large frame and higher seat back for comfort and support, independently tested to hold up to 750 lbs. The frame is constructed from 3/4-inch square, 18-gauge mechanical-grade steel with a 1/2-inch rear leg bar for added strength. A black, baked powder epoxy finish resists abrasion and maintains a clean, professional look.

The seat and back feature commercial-grade black vinyl, with hidden fasteners on the two-piece upholstered back pad for a sleek finish. A 2-inch sewn seat with high-density foam ensures lasting comfort, while meeting or exceeding Cal Spec 117 flame-resistant standards.

Practical details such as nylon floor glides and stack bumpers protect both floors and frames, making these chairs easy to use, transport, and store—without sacrificing durability.





#STK-XL Stacker XL

Options (also see Appendix):

Frame: Black
 Seat: Black Vinyl

SH	H	BRH	BRW	SD	SW	FRH
18	36	19	13	16	17	-

See Appendix for dimension abbreviation meanings.
 Measurements are in inches.



#STK Dolly Stacker Dolly

Indoor Table Series

Designed to complement any entertainment space, our Table Series offers a variety of styles that balance durability, function, and design.

Bases

Crafted with uncompromising quality and attention to detail, our bases feature a cast iron or steel base, a sturdy steel column, and a cast iron spider or square steel top plate. Powder-coated, 304 stainless steel, and chrome finishes resist rust and abrasion to ensure lasting beauty and performance. Available in multiple heights and top-size configurations, these bases are ideal for both residential and commercial environments. Each base includes adjustable levelers for added stability on uneven flooring.

Tops

Our reversible tops deliver versatility and resilience. Constructed with a hardened MDF core, scratch-resistant laminate surface, and durable trim, they're designed for premium performance. Each top features a sleek black finish on one side and a warm dark cherry wood grain on the other.

Licensed logo tops are also available, built with the same hardened MDF core, scratch-resistant laminate, and durable trim for long-lasting, resilient use—while showcasing your favorite team, brand, or organization.





Shown: Black Wrinkle



Shown: Black Wrinkle w/Optional Foot Ring



Shown: Black Wrinkle (#211-EB)

#211 X Table Base

Model #	Available Heights	Available Finishes	Base Size	Approx. Weight	Max. Top Size
211-22	29, 35, 41	Black Wrinkle	22 x 22	24 lbs.	30
211-30	29, 35, 41	Black Wrinkle	30 x 30	29 lbs.	42
211-EB	29, 35, 41	Black Wrinkle	22	22 lbs.	-

Details:

Cast iron base plate, 3-inch steel column, cast iron spider top plate
 Available with optional foot ring (n/a for 29 height and EB models)

Measurements are in inches.



Shown: Chrome



Shown: Black Wrinkle w/Optional Foot Ring



Shown: Stainless Steel

#214

Round Table Base

Model #	Available Heights	Available Finishes	Base Size	Approx. Weight	Max. Top Size
214-16	29, 35, 41	Black Wrinkle, Chrome, Stainless Steel	16 Diameter	37 lbs.	30
214-22	29, 35, 41	Black Wrinkle, Chrome, Stainless Steel	22 Diameter	47 lbs.	42

Details:

Cast iron base plate, 3-inch steel column, cast iron spider top plate
 Optional foot ring only available with Black Wrinkle finish (n/a for 29 height)

Measurements are in inches.



Shown: Black Wrinkle



Shown: Chrome

#216 Star Table Base

Model #	Available Heights	Available Finishes	Base Size	Approx. Weight	Max. Top Size
216	41	Black Wrinkle, Chrome	26 Diameter	20 lbs.	36

Details:

Steel 5-point base plate, 2-inch steel column, steel square top plate
Includes foot ring

Measurements are in inches.



Shown: Black Wrinkle



Shown: Chrome

#217 Square Table Base

Model #	Available Heights	Available Finishes	Base Size	Approx. Weight	Max. Top Size
217	29, 35, 41	Black Wrinkle, Chrome	17 x 17	24 lbs.	36

Details:

Cast iron base plate, 3-inch steel column, cast iron spider top plate

Measurements are in inches.

Reversible Tops

Top Size	Top Shape	Finish Side 1	Finish Side 2	Trim	Approx. Top Weight
30 x 48	Rectangle	Black	Dark Cherry Wood Grain	Black	32 lbs.
36 x 36	Square	Black	Dark Cherry Wood Grain	Black	30 lbs.
30 x 30	Square	Black	Dark Cherry Wood Grain	Black	20 lbs.
36	Round	Black	Dark Cherry Wood Grain	Black	28 lbs.
30	Round	Black	Dark Cherry Wood Grain	Black	18 lbs.
24	Round	Black	Dark Cherry Wood Grain	Black	14 lbs.

Note: This table top includes two finish options (Black and Dark Cherry), but only one side can be used after installation, as mounting will create permanent holes.



Shown: 36 Round, Dark Cherry Wood Grain



Shown: 30 Round, Black



Shown: 36 x 36 Square, Black



Shown: 30 x 48 Rectangle, Dark Cherry Wood Grain

Measurements are in inches.

Outdoor Series

Spending time outdoors is one of the best ways to relax, recharge, and connect with nature. Outdoor living spaces extend comfort beyond the home, and our Outdoor Series provides the perfect blend of style, durability, and performance to make the most of that time. Offering a wide selection of seating and tables, this collection is built to withstand the elements while elevating any residential or commercial setting.

Seating

Choose from electroplated black or 304 stainless steel finishes for long-lasting durability and modern appeal. Many styles are available with outdoor-rated cushions constructed of a moisture-proof polycarbonate blank to withstand inclement weather conditions. Cushions are finished using your selected color of outdoor-rated Breeze with Permablok® Plus+ and Permacool™ vinyl for comfort that endures through every season.

Table Bases

The 211, 214, 216, and 219 table base styles are available in outdoor-ready designs, built to perform beautifully in any environment. Finishes in electroplated black powder coat, 304 stainless steel, and brushed aluminum offer lasting strength and superior resistance to the elements.

Table Tops

Engineered for all-season use, our tops are weatherproof, impact-resistant, and scratch-resistant for dependable performance. Easy to clean and requiring minimal maintenance, they are ideal for both residential patios and commercial outdoor spaces.





#OD470 Willow

Options:

Frame: Electroplated Black
 Seat: Mesh

Stationary

SH	H	BRH	BRW	SD	SW	FRH	ARH
18	36	20	19	17.5	14	-	9.5
30	49	20	19	17.5	14.5	12	9.5

See Appendix for dimension abbreviation meanings.
 Measurements are in inches. Minor variations in size may occur.



#OD405 Outdoor Zoey

Options:

Frame: Electroplated Black
 Seat: Mesh

Stationary

SH	H	BRH	BRW	SD	SW	FRH
25	25	-	-	14	14	7
30	30	-	-	14	14	12

See Appendix for dimension abbreviation meanings.
 Measurements are in inches. Minor variations in size may occur.



#OD400 Outdoor Jackie I

Options:

Frame: Electroplated Black
 Seat: Mesh

Stationary

SH	H	BRH	BRW	SD	SW	FRH
18	32	14.5	16.5	16	17	-
25	38.5	14.5	16.5	16	17	7
30	43.5	14.5	16.5	16	17	12

See Appendix for dimension abbreviation meanings.
 Measurements are in inches. Minor variations in size may occur.



#OD410: SS Jackie 2
Shown: Breeze Sidewalk



#OD810: SS Contessa 2
Shown: Breeze Farro



#OD820: SS Catalina 2
Shown: Breeze Sapphire

304 Stainless Steel Styles

***Options (also see Appendix):**

Frame: 304 Stainless Steel
 Seat: Moisture-proof polycarbonate w/Breeze Vinyl
 Swivel: S-360 (standard), Memory

SH	H	BRH	BRW	SD	SW	FRH
25	38.5	14.5	16.5	16	17	7
30	43.5	14.5	16.5	16	17	12
36	49.5	14.5	16.5	16	17	15

#OD410 SS Jackie 2, #OD810 SS Contessa 2, #OD820 SS Catalina 2

See Appendix for dimension abbreviation meanings.
 Measurements are in inches. Minor variations in size may occur.

*Above options are for styles features on pages 60-61.



#OD411 SS Adeline
Shown: Breeze Graphite



#OD802: SS Misha
Shown: Breeze Champagne

304 Stainless Steel Styles

SH	H	BRH	BRW	SD	SW	FRH
25	34	9.5	15	16	17	7
30	39	9.5	15	16	17	12
36	45	9.5	15	16	17	15

#OD411 SS Adeline

SH	H	BRH	BRW	SD	SW	FRH
25	25	-	-	14.5	14.5	7
30	30	-	-	14.5	14.5	12
36	36	-	-	14.5	14.5	15

#OD802 SS Misha

See Appendix for dimension abbreviation meanings.
Measurements are in inches. Minor variations in size may occur.



#OD400-18: SS Jackie 1 Chair
Shown: Breeze Black



#OD400: SS Jackie 1
Shown: Breeze Sidewalk

304 Stainless Steel Styles

Details

Frame: 304 Stainless Steel
Seat: Moisture-proof polycarbonate w/Breeze Vinyl
Stationary

SH	H	BRH	BRW	SD	SW	FRH
18	32	14.5	16.5	16	17	-
30	43.5	14.5	16.5	16	17	12

See Appendix for dimension abbreviation meanings.
Measurements are in inches. Minor variations in size may occur.





Shown: OD211



Shown: OD211EB



Shown: OD214

Outdoor Table Bases

Model #	Available Heights	Available Finishes	Base Size	Approx. Weight	Max. Top Size
OD211	29, 35, 41	Electrocoated Black	30 Diameter	25 lbs.	42
OD211EB	29, 35, 41	Electrocoated Black	22 Diameter	25 lbs.	-
OD214	29, 35, 41	Electrocoated Black	22 Diameter	47 lbs.	42

Measurements are in inches.



Shown: OD214SS



Shown: OD219
(Umbrella Base)



Shown: OD216

Outdoor Table Bases

Model #	Available Heights	Available Finishes	Base Size	Approx. Weight	Max. Top Size
OD214SS	29, 35, 41	Stainless Steel	22 Diameter	47 lbs.	42
OD216	41	Electrocoated Black	26 Diameter	18 lbs.	36
OD219	29, 35, 41	Brushed Aluminum	18 Diameter	31 lbs.	36

OD216 includes foot ring.
OD219 accommodates up to a 2.5-inch umbrella pole.

Measurements are in inches.

Enduro Table Top

All-Season Enduro table tops are perfect for both indoor and outdoor living spaces. The Enduro top is weatherproof, impact-resistant, and scratch-resistant. The commercial quality top requires minimal maintenance and offers easy clean up. Ideal for both commercial and residential settings.

Available with a 2.75-inch umbrella hole and grommet that will accommodate up to a 2.5-inch diameter umbrella pole.



Shown: OD211, White Marble



Shown: OD214, Rustic; OD400-18



Shown: OD214SS, Black Steel

Top Size	Top Shape	Available Finishes	Approx. Top Weight
30 x 48	Rectangle	Black Steel, Charcoal, Greystone, Natural, Rustic, White Ash, White Marble	42 lbs.
36 x 36	Square	Black Steel, Charcoal, Greystone, Natural, Rustic, White Ash, White Marble	35 lbs.
30 x 30	Square	Black Steel, Charcoal, Greystone, Natural, Rustic, White Ash, White Marble	27 lbs.
36	Round	Black Steel, Charcoal, Greystone, Natural, Rustic, White Ash, White Marble	28 lbs.
30	Round	Black Steel, Charcoal, Greystone, Natural, Rustic, White Ash, White Marble	24 lbs.

Measurements are in inches.

EuroSlim Table Top

Offering the same features and benefits of the Enduro Top, but with a slim profile and matte finish.

Available with a 2.75-inch umbrella hole and grommet that will accommodate up to a 2.5-inch diameter umbrella pole.



Shown: OD214SS, Black Marble



Shown: 211, Rustic



Shown: OD216, Greystone

Top Size	Top Shape	Available Finishes	Approx. Top Weight
32 x 48	Rectangle	Black Marble, Greystone, Rustic, White Marble	31 lbs.
36 x 36	Square	Black Marble, Greystone, Rustic, White Marble	27 lbs.
32 x 32	Square	Black Marble, Greystone, Rustic, White Marble	20 lbs.
36	Round	Black Marble, Greystone, Rustic, White Marble	20 lbs.
32	Round	Black Marble, Greystone, Rustic, White Marble	15 lbs.

Measurements are in inches.

Officially Licensed Logo Series

We proudly hold licenses with more than 125 colleges and universities, the National Hockey League, Major League Baseball, Indian Motorcycle, and all branches of the U.S. Military. Every order is digitally printed, sublimated, or laser engraved in-house using top-quality materials and equipment to ensure unmatched results. Outfit your space with premium, officially licensed products for the ultimate fan experience. Choose your favorite team or motif from our list of licensing partners (see Appendix).

Seating
Tables
Mirrors
Canvas Prints
LED Signs
Wood Signs and Clocks
Neon Clocks
LED Indoor/Outdoor Clocks
LED Indoor/Outdoor Thermometers

Grill Covers
Seat Covers
Tire Covers
Tire Shades
TV Covers
Pool and Shuffleboard Tables
Pool and Shuffleboard Covers
Pool and Shuffleboard Accessories
Pool Table Cloth





Licensed Logo Seating

Upgrade your space with licensed seating designed for both residential and commercial use.

Choose from Signature Series steel frames with 16-gauge tubing, MIG-welded joints, and durable powder-coated finishes, or Classic Series designs with retro styling and enhanced performance.

Swivel stools feature encased stainless steel ball-bearing swivels for smooth, reliable rotation.

Each seat is handcrafted in Holland, MI, with high-density foam, and commercial-grade vinyl. A Dacron wrap offers lasting comfort and a polished look.

Officially licensed logos are digitally printed with UV-cured ink for vibrant, long-lasting color and select models offer a laser-engraved wood back for a refined look.

View the Appendix for a complete list of our officially licensed logo options.





Shown: #L7C1



Shown: #L7C1



Shown: #L7C4



Shown: #L7C4

Logo Classic Retro Stools

Options (also see Appendix):

L7C1

SH	H	BRH	BRW	SD	SW	FRH
25	25	-	-	14.5	14.5	9
30	30	-	-	14.5	14.5	12

Frame: Chrome
 Seat: Vinyl
 Swivel: S-360

L7C4

SH	H	BRH	BRW	SD	SW	FRH
25	37	12	15	14.5	14.5	9
30	42	12	15	14.5	14.5	12

See Appendix for dimension abbreviation meanings.
 Measurements are in inches. Minor variations in size may occur.



Shown: #L7C3C



Shown: #L7C3C



Shown: #L7C3C



Shown: #L7C3C

Logo Classic Ribbed Retro Stools

Options (also see Appendix):

Frame: Chrome
 Seat: Vinyl
 Swivel: S-360

SH	H	BRH	BRW	SD	SW	FRH
25	25	-	-	14.5	14.5	9
30	30	-	-	14.5	14.5	12

See Appendix for dimension abbreviation meanings.
 Measurements are in inches. Minor variations in size may occur.



Shown: #L8B1



Shown: #L8B1



Shown: #L8C1



Shown: #L8C1

Logo Classic Traditional Stools

Options (also see Appendix):

Frame: Black Wrinkle, Chrome
 Seat: Vinyl
 Swivel: S-360

SH	H	BRH	BRW	SD	SW	FRH
25	25	-	-	14.5	14.5	7
30	30	-	-	14.5	14.5	12

See Appendix for dimension abbreviation meanings.
 Measurements are in inches. Minor variations in size may occur.



Shown: #L8B2B, Black Wrinkle



Shown: #L8B2C, Black Wrinkle, Chrome Band



Shown: #L8C2C, Chrome

Logo Classic Contemporary Stools

Options (also see Appendix):

Frame: Black Wrinkle, Chrome
 Seat: Vinyl
 Swivel: S-360

SH	H	BRH	BRW	SD	SW	FRH
18	18	-	-	14.5	14.5	4
25	25	-	-	14.5	14.5	7
30	30	-	-	14.5	14.5	12

See Appendix for dimension abbreviation meanings.
 Measurements are in inches. Minor variations in size may occur.
 Custom heights also available.



Shown: #L8B3C, Black Wrinkle,
Chrome Ribbed Band



Shown: #L8B3C, Black Wrinkle,
Chrome Ribbed Band



Shown: #L8C3C, Chrome,
Chrome Ribbed Band



Shown: #L8C3C, Chrome,
Chrome Ribbed Band

Logo Classic Ribbed Contemporary Stools

Options (also see Appendix):

Frame: Black Wrinkle, Chrome
 Seat: Vinyl
 Swivel: S-360

SH	H	BRH	BRW	SD	SW	FRH
25	25	-	-	14.5	14.5	7
30	30	-	-	14.5	14.5	12

See Appendix for dimension abbreviation meanings.
 Measurements are in inches. Minor variations in size may occur.
 Custom heights also available.



Shown: Black Wrinkle



Shown: Black Wrinkle



Shown: Black Wrinkle

#L004 Logo Jackie I

Stationary Chair Options (also see Appendix):

Frame: Anodized Nickel, Black Wrinkle, Bronze, Pewter
 Seat: Vinyl

Stationary Stool Options (also see Appendix):

Frame: Black Wrinkle
 Seat: Vinyl

SH	H	BRH	BRW	SD	SW	FRH
18	32	14.5	16.5	16	17	-
25	38.5	14.5	16.5	16	17	7
30	43.5	14.5	16.5	16	17	12

See Appendix for dimension abbreviation meanings.
 Measurements are in inches. Minor variations in size may occur.
 Custom heights also available.



Shown: Black Wrinkle



Shown: Black Wrinkle



Shown: Black Wrinkle

#L014 Logo Jackie 2

Options (also see Appendix):

Frame: Anodized Nickel, Black Wrinkle, Bronze, Pewter
 Seat: Vinyl
 Swivel: S-360 (standard), Memory

SH	H	BRH	BRW	SD	SW	FRH
25	38.5	14.5	16.5	16	17	7
30	43.5	14.5	16.5	16	17	12
36	49.5	14.5	16.5	16	17	15

See Appendix for dimension abbreviation meanings.
 Measurements are in inches. Minor variations in size may occur.
 Custom heights also available.



Shown: Black Wrinkle



Shown: Black Wrinkle



Shown: Black Wrinkle

#L018 Logo Contessa 2

Options (also see Appendix):

Frame: Anodized Nickel, Black Wrinkle, Bronze, Pewter
 Seat: Vinyl
 Swivel: S-360 (standard), Memory

SH	H	BRH	BRW	SD	SW	FRH
25	38.5	14	16.5	16	17	7
30	43.5	14	16.5	16	17	12
36	49.5	14	16.5	16	17	15

See Appendix for dimension abbreviation meanings.
 Measurements are in inches. Minor variations in size may occur.
 Custom heights also available.



Shown: Black Wrinkle, Black Vinyl



Shown: Black Wrinkle, Black Vinyl



Shown: Black Wrinkle, Wood



Shown: Black Wrinkle, Wood

#L038 Logo Voltaire 2

Options (also see Appendix):

Frame: Anodized Nickel, Black Wrinkle, Bronze, Pewter
 Seat: Wood (Maple), Black Vinyl
 Back: Wood (Maple)
 Swivel: S-360 (standard), Memory

SH	H	BRH	BRW	SD	SW	FRH
25	39	14	16	16	17	7
30	45.5	14	16	16	17	12
36	50.5	14	16	16	17	15

See Appendix for dimension abbreviation meanings.
 Measurements are in inches. Minor variations in size may occur.
 Custom heights also available.



Shown: Black Wrinkle, Black Vinyl



Shown: Black Wrinkle, Black Vinyl



Shown: Black Wrinkle, Black Vinyl

#L048

Logo Grizzly I

Options (also see Appendix):

Frame: Anodized Nickel, Black Wrinkle, Bronze, Pewter
 Seat: Black Vinyl
 Swivel: S-360 (standard), Memory

SH	H	BRH	BRW	SD	SW	FRH
25	40	18	14	17	18	7
30	45	18	14	17	18	12
36	51	18	14	17	18	15

See Appendix for dimension abbreviation meanings.
 Measurements are in inches. Minor variations in size may occur.
 Custom heights also available.



Licensed Logo Tables

Bring team pride to any space with licensed logo tables.

Choose from durable 211, 214, 216, and 217 base styles, designed for both residential and commercial use. Many bases are available in multiple finish and height options, paired with a variety of top sizes to fit your space.

Each 1-inch thick table top features a hardened MDF core, a scratch-resistant laminate surface, and a complementary trim finish for long-lasting performance. A VOC-free, eco-friendly adhesive bonds the top to the core, while advanced sublimation delivers brilliant color and clarity to showcase your favorite team.

View the Appendix for a complete list of our officially licensed logo options.





Shown: L211, Black Wrinkle



Shown: L214, Chrome



Shown: L216, Black Wrinkle



Shown: L217, Chrome

Logo Tables

Model #	Available Heights	Available Finishes	Foot Ring Available	Top Sizes
L211	30, 36, 42	Black Wrinkle	Yes	30, 36
L214	30, 36, 42	Black Wrinkle, Stainless Steel, Chrome	Yes, Black Wrinkle Only	30, 36
L216	42	Black Wrinkle E-Coated, Chrome	Standard	30, 36
L217	30, 36, 42	Black Wrinkle, Chrome	No	30, 36

Measurements are in inches.

LED Table and Stool



Distinctive all-weather LED tables bases and stools are perfect for indoor/outdoor use, commercial, residential, and promotional applications, as well as events and trade shows.

Both table bases and stools feature electro-coated steel bases for all-weather use, waterproof, rechargeable LED light units (up to 12 hours on single charge), and programmable IR remote with 16 different static color options and 4 transitional settings.

Each table and stool features 4 durable Lexan panels that can be customized. Additional and/or replacement panels are also available. Select either an indoor logo top or an outdoor non-branded Enduro top.

Stools include a stainless steel foot ring for durability, while seats are crafted from high-density foam wrapped in commercial-grade vinyl for lasting comfort and performance.

Details:

#L218 - LED Indoor/Outdoor Table: 42" Tall


#L5000 - LED Indoor/Outdoor Stool: 30" Tall



Shown: #L5000



Shown: #L218, Enduro Black Steel



Shown: #L218, Logo

Licensed Logo Wall Decor & Clocks

Show your team spirit in style with officially licensed wall décor and clocks.

Our collection includes premium real glass mirrors, canvas prints, acrylic LED signs, snap frames, and classic wood signs—perfect for any fan cave, office, or game room. Keep time with a wide range of licensed clocks, from wood and neon to multi-color LED and traditional designs, plus durable indoor/outdoor options and thermometers. Crafted with quality and built to impress, each piece combines bold team graphics with lasting performance.

View the Appendix for a complete list of our officially licensed logo options.





Mirror


Details:

1/8" thick authentic glass
Digitally printed graphics and UV cured ink for dynamic visual appeal
1.25" wide matte black finish frame
Includes saw-tooth hanging hardware
Visit

Available Sizes:

17" x 22" Horizontal or Vertical
15" x 26" Horizontal or Vertical
24" x 32" Horizontal or Vertical

See website for design options.



Canvas Print

Details:

Durable, professionally treated canvas
Digitally printed graphics and UV cured ink for dynamic visual appeal
¾" x 1.5" solid wood stretcher bar frame
Triple v-nailed corners
Floater frame also available

Available Sizes:

15" x 20" Vertical
24" x 32" Vertical



Acrylic LED Backlit Sign

Details:

- Frame features built-in LED lights to illuminate digitally printed graphics
- Artwork is placed between two acrylic sheets and is changeable
- Low energy use; includes 120V UL listed power supply
- Easy to hang hardware (included)
- A3 & A4 suitable for desktop display (hardware included)

Available Sizes/Dimensions:

- A4: 10.5" x 14" Horizontal or Vertical
- A3: 14" x 19" Horizontal or Vertical
- Large: 24" x 32" Horizontal or Vertical



Snap Frame LED Backlit Sign

Details:

Frame features built-in LED lights to illuminate digitally printed graphics
Replaceable artwork protected by acrylic face
Snap open black aluminum frame
Low energy use; includes 120V UL listed power supply
Easy to hang hardware (included)

Size/Dimensions:

Media/image size: 12.75" x 20.5"
Frame size: 15.75" x 23.5"



Shown: Digitally Printed Clock



Shown: Laser Engraved Clock



Shown: Digitally Printed Sign



Shown: Laser Engraved Sign

Wood Clock and Sign

Details:

1" thick solid wood

Digitally printed with UV cured ink or laser engraved

Multi-step finish process

Dimensions: 13" diameter

Clock: Accurate quartz movement powered by one AA battery (not included)



Shown: 19" Blue, Chrome



Shown: 19", Yellow, Black



Shown: 19", Yellow, Black



Shown: 15", Red, Chrome



Shown: 15", Red, Chrome

Double Ring Neon Clock

Details:

Available with either a black or chrome casing
 Inner Neon Ring: White; Outer Neon Ring Colors: Yellow, Blue, Red, Green, Purple, Orange, White (based on logo)
 Durable PVC case
 Authentic glass lens face
 Digitally printed with UV cured ink
 Accurate quartz movement powered by one AA battery (not included)
 UL listed 120v AC adapter (to power the neon)

Available Sizes/Dimensions:

15 Inch: 15" diameter x 3.125" depth
 19 Inch: 19" diameter x 5" depth



Shown: Green Light



Shown: Purple Light



Shown: Purple Light



Shown: Orange Light



Shown: Orange Light

Multi Color LED Clock

Details:

High quality LED ring with 20 static light colors, 19 dynamic modes, adjustable speed and brightness

Glass lens face with chrome casing

Accurate quartz movement powered by one AA battery (not included) and UL Listed 120v AC adapter to power LED ring

On/off pull chain, rugged plastic back with heat vents, and flush mounted keyhole hanger

Vibrant, full color digital print with UV cured ink

Dimensions: 16" diameter x 5" depth



LED Indoor/Outdoor Clock

Details:

UV resistant black ABS plastic casing with aluminum hands and glass lens face with rubber gasket to seal housing
Four LED lights with photo eye to sense ambient light and turn on/off automatically, powered by four D batteries (not included)
Accurate quartz movement powered by one AA battery (not included)
Vibrant, full color digital print with UV cured ink
Dimensions: 14" diameter x 3.125" depth



LED Indoor/Outdoor Thermometer

Details:

UV resistant black ABS plastic casing with aluminum hands and glass lens face with rubber gasket to seal housing
Four LED lights with photo eye to sense ambient light and turn on/off automatically, powered by four D batteries (not included)
Factory calibrated to accurately measure temperatures from -40 degrees Fahrenheit to 140 degrees Fahrenheit
Vibrant, full color digital print with UV cured ink
Dimensions: 14" diameter x 3.125" depth



Traditional Clock

Details:

Strong and simple UV resistant black plastic casing with aluminum hands and glass lens face
Accurate quartz movement powered by one AA battery (not included)
Vibrant, full color digital print with UV cured ink
Dimensions: 15" diameter x 2.5" depth



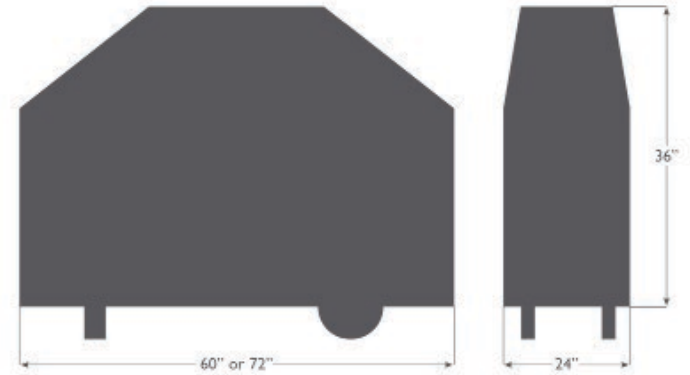
Licensed Logo Covers

Protect your gear in style with officially licensed covers.

Handcrafted in Holland, MI, each cover is made from commercial-grade vinyl that's breathable, UV resistant, water resistant, stain resistant, and tear resistant. Choose from grill covers, tire covers, tire shades, flat screen TV covers, and bar stool seat covers—built to last while showcasing bold team graphics indoors or out.

View the Appendix for a complete list of our officially licensed logo options.





Grill Cover

Details:

Hand crafted in Holland, MI using breathable commercial-grade vinyl that is UV, water, stain, and tear resistant
Vented to release moisture and promote air circulation
Includes dual cinch clasps for a secure fit
Logo is digitally printed using the latest technologies and UV cured ink for a vibrant, long-lasting image

Available Sizes: 60" and 72"



Tire Cover

Details:

Hand crafted in Holland, MI using commercial-grade vinyl that is UV, water, stain, and tear resistant
Includes bead-welt seam for added strength and craftsmanship
Optional security grommets, cable, lock, and camera port
Logo is digitally printed using the latest technologies and UV cured ink for a vibrant, long-lasting image

Available Sizes: Exact-Fit (See Appendix for Sizing Chart). Custom sizes also available.



Tire Shade

Details:

Hand crafted in Holland, MI using commercial-grade vinyl that is UV, water, stain, and tear resistant
Includes bead-welt seam for added strength and craftsmanship
Logo is digitally printed using the latest technologies and UV cured ink for a vibrant, long-lasting image

Available Sizes: Exact-Fit (See Appendix for Sizing Chart). Custom sizes also available.



TV Cover

Details:

Hand crafted in Holland, MI using breathable commercial-grade vinyl that is UV, water, stain, and tear resistant
Soft backing protects screen
Spandex-like material wraps around the back of the TV to provide a secure fit that allows air circulation
Back opening ensures fit with most wall mounts and includes a cinching bungee
Logo is digitally printed using the latest technologies and UV cured ink for a vibrant, long-lasting image

Available Sizes:

TV30 = 35" W x 25" H
TV40 = 46" W x 28" H
TV50 = 55" W x 31" H
TV60 = 60" W x 37" H



Seat Cover

Details:

Hand crafted in Holland, MI using commercial-grade vinyl for durability and sustainability

Accent bead-welt seam for added design and strength

Elastic band form-fits over existing stool seats

Logo is digitally printed using the latest technologies and UV cured ink for a vibrant, long-lasting image

Size: Fits 14.5" diameter x up to 4" thick cushion

Licensed Logo Game Tables & Accessories

Take your fan cave to the next level with licensed game tables and accessories.

Our professional pool and shuffleboard tables feature precision laser engraving and are available in two durable finishes.

Complete your setup with matching cue racks, a shuffleboard electronic scoring unit, and lighting offered in two styles and multiple finish options.

Accessories include racking triangles plus custom-fitted covers for both billiard and shuffleboard tables—everything you need for game-day play and everyday enjoyment.

View the Appendix for a complete list of our officially licensed logo options.





Pool Table


Options:

Finishes: Chardonnay, Navajo
 Legs: Ball & Claw, Tapered

Specifications:

98" L x 54" W x 32" H
 726 lbs.





Cue Rack

Options:

Finishes: Chardonnay, Navajo, English Tudor, Black

Details:

Solid wood with high quality CNC-routed decorative elements


Real mirrored glass

Upper and lower piece design protects cue sticks

Keyhole hangers

Dimensions: 36" L x 15" W x 6" H

Stain Finishes Available




Chardonnay

Navajo

English Tudor

Black



Shuffleboard Table

Options:

Finishes: Chardonnay, Navajo

Specifications:

Cabinet Dimensions: 146" L x 27" W x 33" H

Playfield Dimensions: 132.5" L x 16" W x 2.5" and 0.25" polymer seal
494 lbs.



Chardonnay

Navajo



Electronic Scoring Unit

Details:

Digitally printed

Pole and mounting plate fits most shuffleboard panels



Shade Lighting


Options:

Styles: Pendant, 3-Shade
 Finishes: Black, Brass, Chrome w/Decorative Finials
 Shade Colors: Light Blue, Dark Blue, Red, Maroon, Green, Yellow, Black, Purple, Orange

Details:

Dimensions: 54" L x 14" W x 13" H (3-Shade Style)
 Shade Size: 14" diameter (ea.)
 Illumination: 60W (max) incandescent bulbs or LED equivalents (not included)





Box Lighting

Details:

Style: Long, Pendant

Finish: Black (metal)

Panels: Shatter-resistant, digitally printed

Dimensions: Long: 42" L x 17" W x 12" H / Pendant: 17" L x 17" W x 12" H

Illumination: Long: 2 Type A/B or Type B LED T8 24 inch tubes / Pendant: 60W (max) incandescent bulbs or LED equivalents (not included)



Racking Triangle

Details:

Durable polypropylene
Digitally printed decals with UV protection
Holds 15 balls



Pool Table Cover

Details:

Hand crafted in Holland, MI using commercial-grade, woven-back (lint-free) vinyl
Features commercially sewn hem and slit corners so cover easily slips over game tables to protect from spills, dust, etc.
Logo is digitally printed using the latest technologies and UV cured ink for a vibrant, long-lasting image

Available Sizes/Dimensions:

7' = 88" L x 50" W x 12" Skirt
8' = 98" L x 54" W x 12" Skirt
9' = 110" L x 60" W x 12" Skirt



Shuffleboard Table Cover

Details:

Hand crafted in Holland, MI using commercial-grade, woven-back (lint-free) vinyl
Features commercially sewn hem and slit corners so cover easily slips over game tables to protect from spills, dust, etc.
Logo is digitally printed using the latest technologies and UV cured ink for a vibrant, long-lasting image

Size: 12'

Dimensions: 148" L x 27" W x 10" Skirt

Pool Table Cloth by Hainsworth

Hainsworth is the top professional choice for super smooth pool cloth. Made in England since 1783, Hainsworth is the most widely recognized, trusted, and used pool cloth.

The skilled Hainsworth manufacturing process includes quality, fade-resistant dyes, complete coating of fibers, and extensive finishing to remove loose fibers. Durability, stretch and quality of fiber are checked at every stage, and state-of-the-art modern manufacturing machinery guarantees quality and construction.

Hainsworth Elite Pro.

Worsted cloth, Hainsworth Elite Pro is woven with yarn that is combed to remove short fibers, resulting in a smoother cloth surface for speed and consistency of play. Hainsworth worsted cloth offers finer yarn for greater thread count per inch. Includes Spill Guard protection.

Hainsworth Elite Pro Logo Cloth.

The same high-quality worsted cloth weave, produces long-lasting, high-speed play and provides the perfect surface for print personalization and branding.



AW HAINSWORTH

QUALITY IN TEXTILES SINCE 1783



Black



Bankers Grey



Burgundy



Camel



Cadet Blue




Charcoal



Euro Blue



Khaki



Marine Blue




Olive



Red



Slate



Spruce



Tournament Green



Wine

Hainsworth Elite Pro Cloth

Details:

High quality, worsted pool cloth
Long-lasting anti-pill finish
Cloth kits come complete with cloth for bed and rails
Available for 7', 8' and 9' pool tables
Non-imprint/non-logo only



Red



Royal Blue



Orange



Black



American Green



Purple



Bright Red



Wine



Marine Blue



Spruce

Hainsworth Elite Pro Logo Cloth

Details:

High quality, worsted pool cloth

Long-lasting anti-pill finish

Cloth kits come complete with cloth for bed and rails

Available for 7', 8' and 9' pool tables



Custom Series

Our advanced customization process makes it easy to bring your vision to life. Using in-house digital printing, laser engraving, and sublimation, we produce crisp, vibrant designs with precise reproduction of your artwork.

Whether it's a logo, brand, or unique design, we seamlessly combine your imagery with our products to create a look that is strong, beautiful, and timeless. Perfect for promotional branding, special events, or trade shows, the Custom Series lets you showcase your style with enduring quality from Holland Bar Stool.

- Stools
- Tables
- Pool and Shuffleboard Tables
- Pool and Shuffleboard Accessories
- Pool Table Cloth
- Mirrors
- Canvas Prints
- LED Signs
- Wood Signs and Clocks
- Neon Clocks
- LED Indoor/Outdoor Clocks
- LED Indoor/Outdoor Thermometers
- Grill Covers
- Pool Table Covers
- Shuffleboard Table Covers
- Tire Covers
- Tire Shades
- TV Covers
- Seat Covers





Parts and Accessories

Our commitment to sustainability includes providing parts, pieces, and accessories so the strength and beauty of your investment endures.

Fabric by the Yard.

Upholstery options can be purchased by the yard so you can reignite your style. Simply let us know the upholstery name or number and the yardage amount needed.

Floor Protection.

Furniture can unintentionally damage your floor by causing scratches and abrasions. To protect your flooring, select from our variety of glides (shown on Page 97).

Foot Rails.

Foot rails provide protection and additional design elements to stationary seating. Available in chrome, bronze, brass, copper, and black finishes to accommodate a variety of design motifs. 11 inches long.

Seats.

Replacement seats extend the life of your seating. Available in the following options:

TRC - 14.5" round, 4" tall, available in any HBS upholstery or COM

RC - 14.5" round, 2.5" tall, available in any HBS upholstery or COM

SD - 14.5" round, 1.75" tall, saddle dish, available in solid oak or maple

810 - 17" wide, 16" deep, 2.5" tall, available in any HBS upholstery or COM

Swivels.

Our encased 52 stainless steel ball bearing swivels are powder coated to resist rust and ensure a smooth rotation for a quality seating experience. S360 and memory swivels are available.



UG



UG



SG



SG



MSG



MSG



LG



LG



SFG

Floor Protection

Details:

- UG: Universal Glide #6 (1.25" plastic sleeve)
- SG: Super Glide (accommodates wood stools)
- MSG: Plastic Glide (1.25" square tube legs)
- LG: Plastic Glide (1" round tube legs)
- SFG: Soft Felt Glide (adhesive)

APPENDICES

- I Measuring Seating, Tables, and Space
- II General Information
- III Seating Frame, Table Base, and Outdoor Table Top Finishes
- IV Officially Licensed Logos
- V Tire Cover and Tire Shade Size Chart
- VI Warranties
- VII Return Policy



I: Measuring Seating, Tables, and Space

It's important to measure your seating and tables to ensure comfort. We recommend 12 inches between your seat height and the top of your table, counter, or bar. Standard seat heights and terminology are:

- 18 inches = Chair
- 25 inches = Counter stool
- 30 inches = Bar stool

Please note seat heights for cushioned options measure slightly higher to account for compression while seated.

To assist with proper measurements for your seating, please refer to the diagram and information to the right.

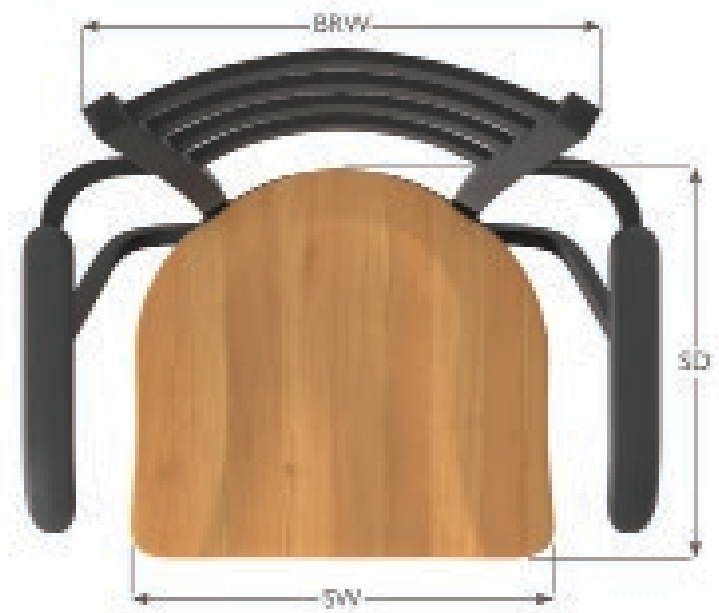
In addition, the below diagram illustrates the recommended seat height for common table, counter, and bar heights. If your table, counter, or bar is between the heights shown below, please contact us. We offer custom heights for many seating styles.



Measuring your space is also important. To calculate how many stools you will need for your space, measure your counter (in feet). Next, divide by two. This will give you the approximate number of stools to best fit your space. Two feet of counter space per stool is a comfortable arrangement for most Holland Bar Stool seating.

HOLLAND

BAR STOOL



Abbreviaton	Meaning
SH	Seat Height
H	Height
BRH	Back Rest Height
BRW	Back Rest Width
SD	Seat Depth
SW	Seat Width
FRH	Foot Rest Height
ARH	Arm Rest Height

II: General Information

Lead Time and Shipping Method

To meet the needs of your busy schedule, we stock substantial inventory to ensure low lead times and ship most orders within 7-10 business days. We use FedEx Ground and Common Carrier, unless otherwise specified.

Wood Finishes and Custom Staining

Our 7-step, commercial furniture industry finishing system cleans and etches to enhance adhesion. We use only the finest catalyzed lacquers and paints for a strong, durable finish. Our finishing department can custom match almost any finish; simply send us a sample. Please allow approximately 2 weeks for delivery.

Fabric and Vinyl Cushions and Customer Owned Upholstery (COM)

We offer hundreds of upholstery options, but also offer a COM option. Please send the COM to us at the rate of 1/2 yard per seat (1 yard minimum, unless otherwise noted). For repeats and matches, 20% additional material is required. COM is priced as a Grade 1 material.

Fire Retardant - Foam and Upholstery

Holland Bar Stool manufactures all seating products to nationally recognized standards for fire retardant upholstered materials and foam padding. We use 100% urethane foam with no fillers. This product passes the following flammability specifications:

- California Technology Bulletin
- FMVSS No. 302

Wood Species

Domestic hardwood is available in oak or maple. The Hampton Series and #910 Industrial are only available in beech. Seats for the Steel Series are either oak or maple.

Floor Protection and Glides

Super Glide floor protectors are optional on all wood stools. Universal glides for steel seating provide supreme protection for any floor surface.

Levelers

Adjustable levelers are standard on all tables.

Swivels

Our encased 52 stainless steel ball bearing swivels are powder coated to resist rust and ensure a smooth rotation for a quality seating experience. We offer two options.

S-360: Standard swivel with a 360 degree, continuous rotation.

Memory: Optional swivel with a 180 degree rotation and an internal spring that returns the seat to its original position. Available only for backed stools.

If you like the style of a certain swivel stool but do not want the seat to rotate, we can weld the swivel and lock the stool in a stationary position.

Recommended Cleaning Procedures

Wood Seats and Trim:

Using a clean, soft, damp (water only) cloth, wipe surface then spray with furniture polish and wipe clean with a separate clean, dry, soft cloth.

Chrome Finishes:

For best results, use a chrome polish and follow manufacturer's instructions.

Painted and Powder Coat Finishes:

Using a damp cloth with soapy water, clean and wipe dry.

Upholstered Seats:

Using a damp cloth with soapy water, clean and wipe dry. Use spot removers with caution (follow manufacturer instructions and test in an inconspicuous area).

Licensed Logo, Custom, Digitally Printed Vinyl Seats:

Spray with furniture polish and wipe dry with a clean, dry, soft cloth.

Table Top Surfaces:

Using a damp cloth with soapy water, clean and wipe dry.


III: Seating Frame Finishes



Natural Oak



Medium Oak




Dark Cherry Oak



Natural Maple



Medium Maple



Dark Cherry Maple



Dark Oak



Dark Maple



Black




Anodized Nickel




Black Winkle




Bronze



Pewter



304 Stainless Steel



Chrome

Wood

Metal

Table Base Finishes



Black Wrinkle
Electrocoated Black



304 Stainless Steel



Chrome



Brushed Aluminum (OD219 only)

Metal

III: Outdoor Table Top Finishes



Rustic



White Marble




Greystone



Charcoal




White Ash



Natural



Black Steel



Black Marble



Greystone



Rustic



White Marble

Enduro Table Top

EuroSlim Table Top



IV: Officially Licensed Logos



Collegiate

IV: Officially Licensed Logos



Central Florida




Central Michigan



Cincinnati



Clemson



Colorado



Colorado State



Connecticut



Creighton



Dayton



DePaul



East Carolina



Eastern Illinois



Eastern Washington



Ferris State



Iowa



Iowa State



James Madison



Kansas



Kansas State



Kent State



Kentucky



Louisiana Lafayette



Louisiana Monroe



Louisiana State



Louisiana Tech



Louisville



Maine



Marquette



Nebraska



Nevada



New Mexico




North Carolina



North Carolina State



North Dakota



North Dakota Hockey



North Dakota State



Northern Illinois



Northern Michigan



North Florida



Northwestern



Notre Dame



The Ohio State



South Florida



Stanford



Syracuse



Tennessee



Texas A&M



Texas Christian



Texas State



Texas Tech



Tulsa



US Military Academy



US Naval Academy



UNLV



Utah



Utah State



Wichita State



Wright State



Wyoming



Xavier

Collegiate

IV: Officially Licensed Logos



Arizona Diamondbacks



Atlanta Braves



Baltimore Orioles



Boston Red Sox



Chicago Cubs



Chicago White Sox



Cincinnati Reds



Cleveland Guardians



Colorado Rockies



Detroit Tigers



Houston Astros



Kansas City Royals



Los Angeles Angels



Los Angeles Dodgers



Miami Marlins



Milwaukee Brewers



Minnesota Twins



New York Mets



New York Yankees



Oakland A's



Philadelphia Phillies



Pittsburgh Pirates



San Diego Padres



San Francisco Giants



Seattle Mariners



St. Louis Cardinals



Tampa Bay Rays



Texas Rangers



Toronto Blue Jays



Washington Nationals

Major League Baseball

IV: Officially Licensed Logos



Anaheim
Ducks



Boston
Bruins



Buffalo
Sabres



Calgary
Flames



Carolina
Hurricanes



Chicago
Blackhawks



Colorado
Avalanche



Columbus
Blue Jackets



Dallas
Stars



Detroit
Red Wings



Edmonton
Oilers



Florida
Panthers



Los Angeles
Kings



Minnesota
Wild



Montreal
Canadiens



Nashville
Predators



New Jersey
Devils



New York
Islanders



New York
Rangers



Ottawa
Senators



Philadelphia
Flyers



Pittsburgh
Penguins



San Jose
Sharks



Seattle
Kraken



St. Louis
Blues



Tampa Bay
Lightning



Toronto
Maple Leafs



Utah
Mammoth



Vancouver
Canucks



Vegas Golden
Knights



Washington
Capitals



Winnipeg
Jets

National Hockey League

IV: Officially Licensed Logos



Air Force



U.S. ARMY

Army



Coast Guard



Marines



Navy



POW - MIA



Purple Heart



Space Force

United States Military

IV: Officially Licensed Logos



Indian Motorcycle

Motorsports

V: Tire Cover and Tire Shade Size Chart

Sizes 145-195

Tire Size	Cover Size	Tire Dimensions
145/80R16	Size M	25-1/2" x 8"
145-R12	Size O	21-1/2" x 8"
155/80R14	Size N	24" x 8"
165/80R13	Size N	24" x 8"
165/80R14	Size N	24" x 8"
175/80R13	Size N	24" x 8"
185/70R14	Size N	24" x 8"
185/75R16	Size J	27" x 8"
185/75R15	Size J	27" x 8"
185/80R13	Size N	24" x 8"
190/85R15	Size N	24" x 8"
195/80R15	Size N	24" x 8"
195/70R13	Size N	24" x 8"
195/75R14	Size M	25-1/2" x 8"
195/75R15	Size J	27" x 8"

Sizes 205-215

Tire Size	Cover Size	Tire Dimensions
205/55R15	Size N	24" x 8"
205/55R16	Size M	25-1/2" x 8"
205/60R14	Size N	24" x 8"
205/60R15	Size M	25-1/2" x 8"
205/60R15	Size N	24" x 8"
205/65R16	Size J	27" x 8"
205/70R15	Size J	27" x 8"
205/70R16	Size I	28" x 8"
205/75R14	Size J	27" x 8"
205/75R15	Size J	27" x 8"
215/50R15	Size N	24" x 8"
215/60R14	Size N	24" x 8"
215/65R15	Size J	27" x 8"
215/65R16	Size I	28" x 8"
215/70R15	Size I	28" x 8"
215/70R16	Size I	28" x 8"
215/75R14	Size I	28" x 8"
215/75R15	Size Small	28-1/2" x 8"
215/75R16	Size F	29" x 8"
215/75R17	Size E10	30" x 10"
215/85R16	Size D10	30-3/4" x 10"

Sizes 225

Tire Size	Cover Size	Tire Dimensions
225/50R15	Size N	24" x 8"
225/50R16	Size N	24" x 8"
225/55R18	Size M	25-1/2" x 8"
225/55R17	Size J	27" x 8"
225/55R18	Size F	29" x 8"
225/60R14	Size N	24" x 8"
225/60R15	Size I	28" x 8"
225/60R16	Size I	28" x 8"
225/60R17	Size Small	28-1/2" x 8"
225/60R18	Size E	29-3/4" x 8"
225/65R16	Size Small	28-1/2" x 8"
225/65R17	Size F	29" x 8"
225/70R14	Size Small	28-1/2" x 8"
225/70R15	Size I	28" x 8"
225/70R18	Size E	29-3/4" x 8"
225/70R17	Size E10	30" x 10"
225/70R19.5	Size Large	31-3/4" x 11"
225/75R15	Size F	29" x 8"
225/75R16	Size E	29-3/4" x 8"
225/75R17	Size E10	30" x 10"
225/80R16	Size E10	30" x 10"

Sizes 235-245

Tire Size	Cover Size	Tire Dimensions
235/60R15	Size J	27" x 8"
235/60R16	Size J	27" x 8"
235/65R17	Size E10	30" x 10"
235/70R15	Size E	29-3/4" x 8"
235/70R16	Size E10	30" x 10"
235/70R17	Size E10	30" x 10"
235/75R15	Size F	29" x 8"
235/75R16	Size D10	30-3/4" x 10"
235/75R16	Size Large	31-3/4" x 11"
235/75R17	Size D10	30-3/4" x 10"
235/80R16	Size D10	30-3/4" x 10"
235/80R22.5	Size H1	37" x 12-1/2"
245/60R16	Size Large	31-3/4" x 11"
245/60R15	Size N	24" x 8"
245/65R17	Size D10	30-3/4" x 10"
245/70R15	Size C	31-1/4" x 12"
245/70R15	Size F	29" x 8"
245/70R16	Size D10	30-3/4" x 10"
245/70R19.5	Size A	34" x 8"
245/75R15	Size D10	30-3/4" x 10"
245/75R16	Size C	31-1/4" x 12"
245/75R16	Size D10	30-3/4" x 10"
245/75R17	Size Y	32-1/4" x 12"

Sizes 255

Tire Size	Cover Size	Tire Dimensions
255/30R22	Size E10	30" x 10"
255/35R22	Size E10	30" x 10"
255/35R17	Size I	28" x 8"
255/35R18	Size E10	30" x 10"
255/60R15	Size J	27" x 8"
255/60R19	Size Large	31-3/4" x 11"
255/65R16	Size D10	30-3/4" x 10"
255/65R16	Size E10	30" x 10"
255/65R17	Size E10	30" x 10"
255/65R18	Size Large	31-3/4" x 11"
255/70R15	Size E10	30" x 10"
255/70R16	Size D10	30-3/4" x 10"
255/70R17	Size Y	32-1/4" x 12"
255/70R18	Size Y	32-1/4" x 12"
255/75R22.5	Size H1	37" x 12-1/2"
255/75R14	Size E10	30" x 10"
255/75R16	Size D10	30-3/4" x 10"
255/75R16	Size E10	30" x 10"
255/75R17	Size Y	32-1/4" x 12"
255/75R18	Size Y	32-1/4" x 12"

Sizes 265

Tire Size	Cover Size	Tire Dimensions
265/35R22	Size Large	31-3/4" x 11"
265/40R22	Size Large	31-3/4" x 11"
265/45R20	Size E10	30" x 10"
265/50R19	Size Large	31-3/4" x 11"
265/50R20	Size Large	31-3/4" x 11"
265/60R16	Size Small	28-1/2" x 8"
265/60R18	Size D10	30-3/4" x 10"
265/65R17	Size Large	31-3/4" x 11"
265/65R18	Size Y	32-1/4" x 12"
265/70R14	Size Small	28-1/2" x 8"
265/70R15	Size E	29-3/4" x 8"
265/70R16	Size Large	31-3/4" x 11"
265/70R17	Size Large	31-3/4" x 11"
265/70R18	Size Z	33" x 12-1/2"
265/75R15	Size C	31-1/4" x 12"
265/75R16	Size Large	31-3/4" x 11"
265/75R18	Size Z	33" x 12-1/2"

Sizes 275-295

Tire Size	Cover Size	Tire Dimensions
275/45R22	Size Y	32-1/4" x 12"
275/55R20	Size Y	32-1/4" x 12"
275/60R20	Size Z	33" x 12-1/2"
275/65R18	Size Y	32-1/4" x 12"
275/65R20	Size H2	35" x 12-1/2"
275/70R16	Size C	31-1/4" x 12"
275/70R17	Size Y	32-1/4" x 12"
275/70R18	Size Z	33" x 12-1/2"
275/75R15	Size Large	31-3/4" x 11"
275/75R17	Size Z	33" x 12-1/2"
275/75R17	Size Large	31-3/4" x 11"
285/50R20	Size Y	32-1/4" x 12"
285/55R20	Size Y	32-1/4" x 12"
285/60R18	Size Y	32-1/4" x 12"
285/65R18	Size Y	32-1/4" x 12"
285/70R17	Size Z	33" x 12-1/2"
285/75R16	Size Z	33" x 12-1/2"
285/40R21	Size C	31-1/4" x 12"
285/45R18	Size Large	31-3/4" x 11"
285/45R20	Size Large	31-3/4" x 11"
295/60R22.5	Size H1	37" x 12-1/2"

Sizes 305-325

Tire Size	Cover Size	Tire Dimensions
305/35R24	Size Y	32-1/4" x 12"
305/40R22	Size Y	32-1/4" x 12"
305/50R20	Size Y	32-1/4" x 12"
305/60R18	Size Y	32-1/4" x 12"
305/70R16	Size Z	33" x 12-1/2"
315/70R17	Size H2	35" x 12-1/2"
325/60R18	Size Z	33" x 12-1/2"
325/60R20	Size H1	37" x 12-1/2"

Sizes Misc.

Tire Size	Cover Size	Tire Dimensions
30X12.5	Size C	31-1/4" x 12"
30X9.5R15	Size E10	30" x 10"
31X10.50R15	Size Large	31-3/4" x 11"
32X11.50R15	Size Y	32-1/4" x 12"
33X10.50R15	Size Z	33" x 12-1/2"
33X12.50R16	Size Z	33" x 12-1/2"
33X9.50R15	Size Y	32-1/4" x 12"
35X12.50R16	Size H2	35" x 12-1/2"
35X12.50R17	Size H2	35" x 12-1/2"
35X12.50R18	Size H2	35" x 12-1/2"
37X12.50	Size H1	37" x 12-1/2"
47X12.50R17	Size H1	37" x 12-1/2"
4.00 X 12	Size O	21-1/2" x 8"
4.50 X 12	Size O	21-1/2" x 8"
5.30 X 12	Size O	21-1/2" x 8"
6.00 X 9	Size O	21-1/2" x 8"
6.90 X 12	Size O	21-1/2" x 8"
7.50 X R16	Size Large	31-3/4" x 11"
78 X 15	Size I	28" x 8"
78 X 14	Size J	27" x 8"
8.75R16.5	Size Small	28-1/2" x 8"
878-13	Size M	25 1/2" x 8"

Sizes Misc.

Tire Size	Cover Size	Tire Dimensions
11X15	Size Y	32-1/4" x 12"
12X16.5	Size Y	32-1/4" x 12"

Choosing Your Tire Cover Size



D = Diameter
W = Width of tire tread

Custom sizes also available.



VI: Warranty - Commercial Use Limited Warranty

Holland Bar Stool Company warrants: Original Purchaser ("Purchaser"), that as the manufacturer of all its products ("Products") to be free from defects in material and workmanship on all of our series of stools, table bases and chairs (excluding the *Hampton Series, **Enduro/Euro Table Tops) for a period of 3 years, under normal use and service, following the date of purchase and delivery to the "Purchaser". This warranty does not cover printed vinyl (***Logo Series), upholstery, printed table tops (***Logo Series), wood or metal finishes.

*Hampton Series - Holland Bar Stool Company warrants: Original Purchaser ("Purchaser"), that as the manufacturer of all its products ("Products") to be free from defects in material and workmanship for a period of 1 year, under normal use and service, following the date of purchase and delivery to the "Purchaser". This warranty does not cover upholstery, wood or metal finishes.

**Enduro/Euro Table Tops - Holland Bar Stool Company warrants: Original Purchaser ("Purchaser"), that all Enduro and Euro outdoor table tops to be free from defects in material and workmanship for a period of 2 years, under normal use and service, following the date of purchase and delivery to the "Purchaser". This warranty does not cover the table top finish.

***Logo Series - Holland Bar Stool Company warrants: Original Purchaser ("Purchaser"), that as the manufacturer of all of its' printed Logo Series stool seat tops and printed Logo Series table tops to be free from defects in material and workmanship for a period of 1 year, under normal use and service, following the date of purchase and delivery to the "Purchaser".

The warranty, regardless of product, does not cover damages which result from neglect, accident, intentional misuse or acts of nature, normal wear and tear, exposure to extreme temperature or humidity, immersion in water, fading or color variations of vinyl or artwork over time, scratches, minor variations in size, unauthorized repair, alteration, abuse or misuse of Product.

The obligation of Holland Bar Stool Company under this warranty is limited, at the option of Holland Bar Stool Company to repair or replacement of Product with one of equal or similar type and quality, if, to the satisfaction of Holland Bar Stool Company the Products as manufactured proves defective under normal use and service.

Repairs or replacements under this warranty will be made by Holland Bar Stool Company or anyone Holland Bar Stool Company, in its sole direction authorizes, at no charge to the Original Purchaser. If return to the factory is necessary, packing and shipping costs to the factory will be charged to the Purchaser. Return shipping shall be freight prepaid to the dealer making the recommendation. All costs for delivery from the Purchaser to the dealer and for any delivery to the purchaser from the dealer shall be paid by the Purchaser.

THE WARRANTY REMEDY TO REPAIR OR REPLACE A PRODUCT IS IN LIEU OF ALL RIGHTS TO THE PURCHASER OR USER OF THE PRODUCT DUE TO PRODUCT FAILURE OR NONPERFORMANCE. THIS WARRANTY IS IN LIEU OF ALL OTHER WARRANTIES AND REPRESENTATIONS, WHETHER WRITTEN, EXPRESS OR IMPLIED, INCLUDING WITHOUT LIMITING THE GENERALITY OF THE FOREGOING, EACH AND EVERY WARRANTY OF MERCHANTABILITY AND FITNESS FOR A PARTICULAR PURPOSE. MANUFACTURER SHALL NOT BE LIABLE FOR ANY SPECIAL, INCIDENTAL, OR CONSEQUENTIAL DAMAGES ARISING OUT OF THE SUPPLY OF OR USE OF ANY PRODUCTS, EVEN IF IT HAS BEEN ADVISED OF THE POSSIBILITY OF SUCH DAMAGES. MANUFACTURER'S LIABILITY FOR ANY CAUSE WHATSOEVER IS LIMITED TO THE TOTAL PRICE PAID TO MANUFACTURER. NO ACTION SHALL BE BROUGHT MORE THAN SIX MONTHS AFTER THE CAUSE OF ACTION HAS ARISEN. IN NO EVENT SHALL THE TIME PERIOD OF ANY WARRANTIES THAT MANUFACTURER IS SUBJECT TO EXCEED THE TIME PERIODS SPECIFIED ABOVE.

THIS WARRANTY GIVES YOU SPECIFIC LEGAL RIGHTS AND THERE MAY BE OTHER RIGHTS WHICH VARY FROM STATE TO STATE.



VI: Warranty - Residential Use Limited Warranty

Holland Bar Stool Company warrants: Original Purchaser ("Purchaser"), that as the manufacturer of all its products ("Products") to be free from defects in material and workmanship on all of our series of stools, table bases and chairs (excluding the *Hampton Series, **Enduro/Euro Table Tops) for a period of 5 years, under normal use and service for personal, family and household purposes, following the date of purchase and delivery to the "Purchaser". This warranty does not cover printed vinyl (***)Logo Series), upholstery, printed table tops (***)Logo Series), wood or metal finishes.

*Hampton Series - Holland Bar Stool Company warrants: Original Purchaser ("Purchaser"), that as the manufacturer of all its products ("Products") to be free from defects in material and workmanship for a period of 2 years, under normal use and service, following the date of purchase and delivery to the "Purchaser". This warranty does not cover upholstery, wood or metal finishes.

**Enduro/Euro Table Tops - Holland Bar Stool Company warrants: Original Purchaser ("Purchaser"), that all Enduro and Euro outdoor table tops to be free from defects in material and workmanship for a period of 2 years, under normal use and service, following the date of purchase and delivery to the "Purchaser". This warranty does not cover the table top finish.

***Logo Series - Holland Bar Stool Company warrants: Original Purchaser ("Purchaser"), that as the manufacturer of all of its' printed Logo Series stool seat tops and printed Logo Series table tops to be free from defects in material and workmanship for a period of 1 year, under normal use and service, following the date of purchase and delivery to the "Purchaser".

This warranty, regardless of product, does not cover damages which result from neglect, accident, intentional misuse or acts of nature, normal wear and tear, exposure to extreme temperature or humidity, immersion in water, fading or color variations of vinyl or artwork over time, scratches, minor variations in size, unauthorized repair, alteration, abuse or misuse of Product.

The obligation of Holland Bar Stool Company under this warranty is limited, at the option of Holland Bar Stool Company to repair or replacement of Product with one of equal or similar type and quality, if, to the satisfaction of Holland Bar Stool Company the Products as manufactured proves defective under normal use and service.

Repairs or replacements under this warranty will be made by Holland Bar Stool Company or anyone Holland Bar Stool Company, in its sole direction authorizes, at no charge to the Original Purchaser. If return to the factory is necessary, packing and shipping costs to the factory will be charged to the Purchaser. Return shipping shall be freight prepaid to the dealer making the recommendation. All costs for delivery from the Purchaser to the dealer and for any delivery to the purchaser from the dealer shall be paid by the Purchaser.

THE WARRANTY REMEDY TO REPAIR OR REPLACE A PRODUCT IS IN LIEU OF ALL RIGHTS TO THE PURCHASER OR USER OF THE PRODUCT DUE TO PRODUCT FAILURE OR NONPERFORMANCE. THIS WARRANTY IS IN LIEU OF ALL OTHER WARRANTIES AND REPRESENTATIONS, WHETHER WRITTEN, EXPRESS OR IMPLIED, INCLUDING WITHOUT LIMITING THE GENERALITY OF THE FOREGOING, EACH AND EVERY WARRANTY OF MERCHANTABILITY AND FITNESS FOR A PARTICULAR PURPOSE. MANUFACTURER SHALL NOT BE LIABLE FOR ANY SPECIAL, INCIDENTAL, OR CONSEQUENTIAL DAMAGES ARISING OUT OF THE SUPPLY OF OR USE OF ANY PRODUCTS, EVEN IF IT HAS BEEN ADVISED OF THE POSSIBILITY OF SUCH DAMAGES. MANUFACTURER'S LIABILITY FOR ANY CAUSE WHATSOEVER IS LIMITED TO THE TOTAL PRICE PAID TO MANUFACTURER. NO ACTION SHALL BE BROUGHT MORE THAN SIX MONTHS AFTER THE CAUSE OF ACTION HAS ARISEN. IN NO EVENT SHALL THE TIME PERIOD OF ANY MANUFACTURER WARRANTIES, WHETHER EXPRESS OR IMPLIED, EXCEED THE TIME PERIODS SPECIFIED ABOVE.

THIS WARRANTY GIVES YOU SPECIFIC LEGAL RIGHTS AND THERE MAY BE OTHER RIGHTS WHICH VARY FROM STATE TO STATE.

VII: Return Policy

Holland Bar Stool stands behind every product with uncompromising quality, durability, and attention to detail. Our highly knowledgeable and tenured team share a passion for excellent products and finding new ways to create value to best support our customers.

If you are not satisfied with your purchase, Holland Bar Stool will replace products with manufacturing defects or due to Holland Bar Stool error within the scope and guidelines of our warranties.

All freight damage or incorrect shipment claims must be made within 48 hours of receipt of product. It is the Purchasers responsibility to inspect product upon receipt. Any claims not made within 48 hours are subject to refusal at the discretion of Holland Bar Stool Co.

To issue a return:

Call Customer Service and inform us immediately about the problem.

Holland Bar Stool will (as deemed necessary) send out replacement part(s) and/or replace defective part(s). Original/defective parts must be placed in the new part's box.

Purchaser/Dealer is responsible for shipping and all costs associated with returning parts to Holland Bar Stool.

Product/parts must arrive in original condition or Purchaser/Dealer will be billed the price of the product/parts.

For non-warranty issues, a 20% restocking fee will be charged for the return of any/all products. Additional freight for new parts and/or the difference in price between parts being exchanged will be billed to the Purchaser/Dealer.



HOLLAND

— BAR STOOL —

12839 Corporate Circle Place
Holland MI 49424
616-399-5530
hollandbarstool.com

© 2026 Holland Bar Stool Company. All Rights Reserved.